

The logo consists of the letters '2N' in a bold, white, sans-serif font. The background is a low-angle photograph of a modern building's facade, featuring large glass panels and metallic panels, with a glass-enclosed lift shaft visible on the right side.

2N

2N[®] LIFT8

Digital system for lift emergency communication

Are you looking for a modular, future-proof solution for multiple shafts? Do you want an IP communication from the lift but there is no ethernet cable to the cabin? Do you have a lift project that has to be compliant with strict standards such as EN 81-72? If you answered “yes” to any of these questions, then 2N[®] Lift8 is the right choice for you.

[2N.com](https://www.2n.com)

Features & benefits

All you need is two wires

The installation is really simple. Regardless the communication technology, you need just two wires in the travelling cable for connection of up to 6 audio units in one shaft and machine room.

For multiple shafts

The 2N® Lift8 Central Unit with one SIM card can handle emergency calls from up to 8 independent elevator shafts.

Connection to the controller

The 2N® Lift8 Central Unit can be extended by additional RS232 or LAN module. These are used for the remote monitoring of the status of the lift controller.

Certified!

Our lift products meet all the requirements Prescribed by lift standards. We've thought of an Integrated backup battery as well as of a solution For firefighter lifts according to en 81-72.

Upgrade by changing one module

2N® Lift8 offers a wide range of technologies for emergency communication. Choose from PSTN, GSM, UMTS, LTE or VoIP module. And if you need to switch to new technology, just replace the module.

On-site or remote configuration

The configuration can be done locally with the supplied configuration software or remotely using the voice menu, SMS or software application.

Standards



Components

Shaft

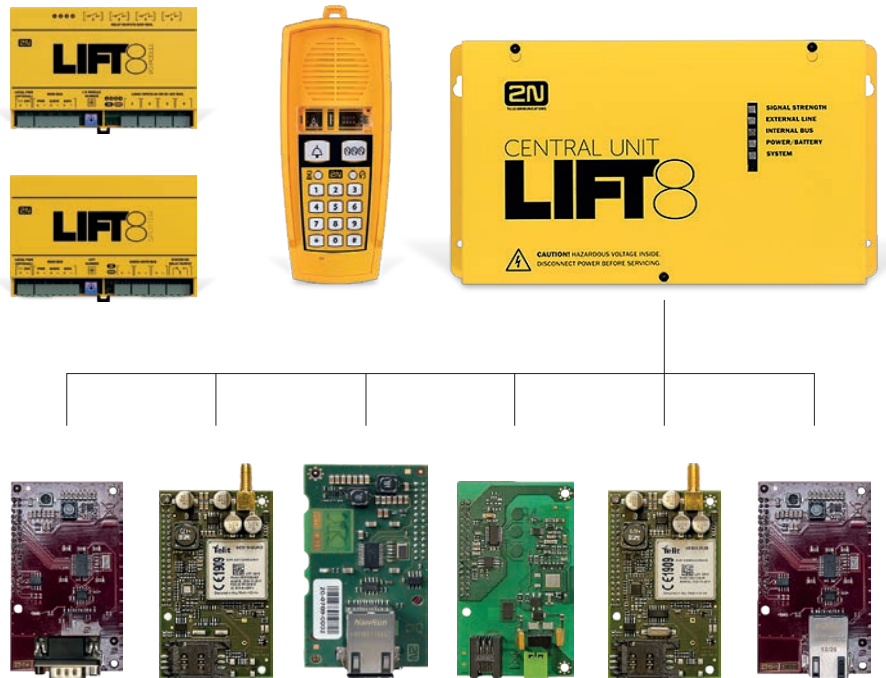
Even in the shaft you may want to have the audio units - under and/or at the top of the lift cabin. For this purpose choose 2N® Lift8 Audio Unit Shaft which is also available in antivandal design. For firefighter lifts bet on 2N® Lift8 Fireman Unit which meets the criteria of EN 81-72 standard.



Machine room

The main component of the system is 2N® Lift8 Central Unit. It provides the battery backup for all connected audio units in the lift and ensures its audio communication with both the operator (via PSTN, GSM, UMTS, LTE or VoIP module) and lift controller (via RS232 or LAN module).


Other products located in the machine room can be 2N® Lift8 Splitter for connecting other lifts/shafts or 2N® Lift8 Audio Unit - Machine room for communication with other units.



Cabin

You can choose from several wide range of audio units for the cabin. If you're just modernizing your elevator, then surface-mounted 2N® Lift Audio Unit Compact will come in handy. If you need the flush-mounted, antivandal one, then choose the 2N® Lift8 Audio Unit Flush. We have also a COP version for behind the panel installation.

Another product suitable for the cabin is 2N® Lift8 Camera module. In the event of an emergency or at the request of an operator, this module sends a visual record of the current situation inside a lift. It is also capable to record and store data at pre-set intervals on a memory card.

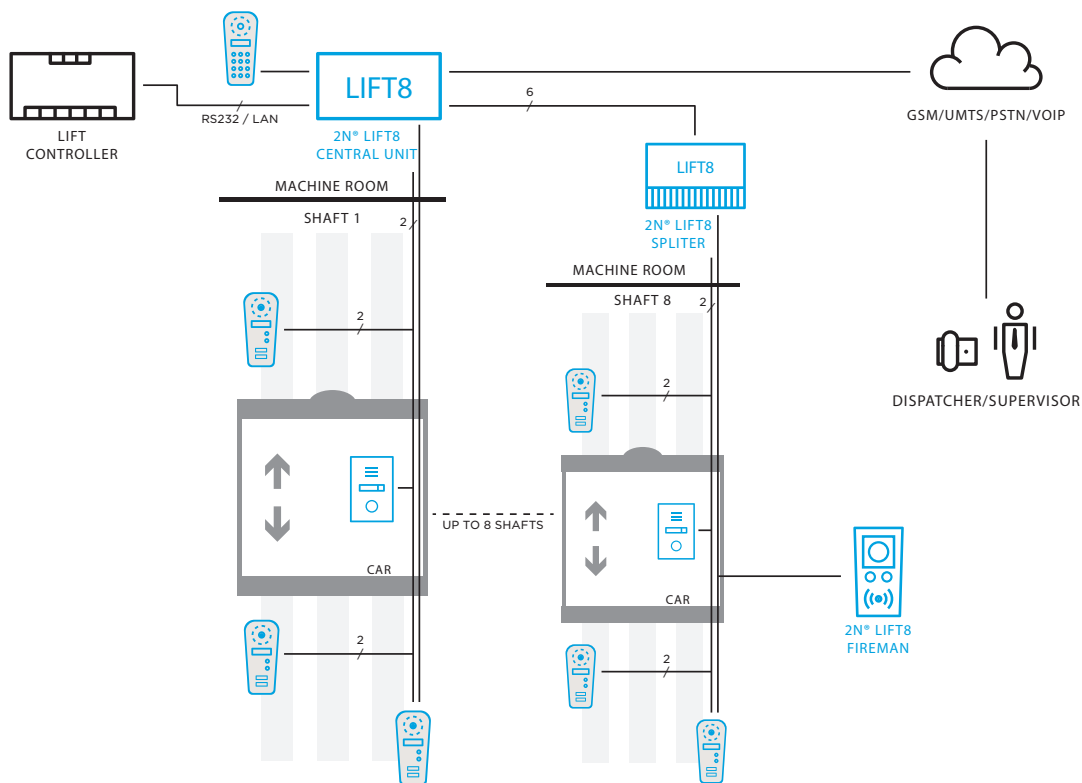


SW applications

The 2N® Lift8 Service Tool is software used for local (USB) or remote (IP) configuration of one complete 2N® Lift8 communication system (audio units, additional modules, splitter and I/O modules). It can also display an online diagram of all connected units, which enables you to perform a rapid check. In addition, it offers the option of uploading your own user messages.



Basic connection



Technical parameters

Central unit

Power supply (max.)	100-240V; 50/60Hz; 0,75A; 60W
Backup power supply	Internal Lead Acid Battery (1,3 Ah / 3 Ah)
Maximum distance between splitters	100 m (with cable cross-section 2,5 mm ²)
Connection options	7 reporting units +7 splitters + 8 I/O modules
Interface for connection with lift service centre	Choice of PSTN/GSM/UMTS/LTE/VoIP
Configuration and monitoring	Voice menu/USB/remote
Indicators	5x LED, three-colour
Dimensions and weight	300 × 170 × 72 mm; 2,7 kg
Operating temperature	0 - 40°C

Cellular network

Bands	GSM 850/900/1800/1900 MHz UMTS 800/850/900/2100 MHz LTE module (EG25-G): LTE-FDD: B1/B2/B3/B4/B5/B7/B8/B12/ B13/B18/B19/B20/B25/B26/B28 LTE-TDD: B38/B39/B40/B41 WCDMA: B1/B2/B4/B5/B6/B8/B19 GSM: B2/B3/B5/B8
SIM card	mini, plug-in 3V
Antenna	one external with SMA connector

Camera module

Power supply	12 - 18V DC, max. 0,2A
Camera Interface	RS232/RS485 and RJ-45
Dimensions	142 × 98 × 34 mm
Memory card	microSD up to 32GB

Splitter

Power supply	24V from Central Unit or local
Capacity	7 audio units and Camera module
Max. overall length	600 m
Lift block impulse	Relay, both NO and NC contacts
Dimensions	142 × 98 × 34 mm

Fireman unit & audio unit shaft (antivandal)

Cover	robust aluminum casting
Operating temperature	-25°C - 55°C
Operating relative humidity	10% - 95% (non-condensing)
Storage temperature	-40°C - 70°C
Dimensions	217 × 109 × 83 mm, (242 × 136 × 83 mm including the frame)
Weight	netto: max. 2 kg, brutto: max 2,5 kg
IP coverage	IP65

I/O module

Power supply	24V from central unit or local
Capacity	4 inputs + 4 outputs
Inputs	Galvanized insulation, 12 - 24V AC or DC
Outputs	Relay, NO contacts, max. 250V, 5A
Dimensions	142 × 98 × 34 mm

Warranty

5-years warranty see
https://www.2n.com/en_GB/support/warranty-and-repairs